

UMNOMBO

UMNOMBO Absolute

September 2024

The Umnombo Absolute strategy offers investors a long term total return while simultaneously making provision for regular withdrawals. The portfolio will make use of a variety of asset classes, including hedge funds to seek the best return outcome. The portfolio is best suited for clients withdrawing an income (living annuity or discretionary investment).

PORTFOLIO INFORMATION

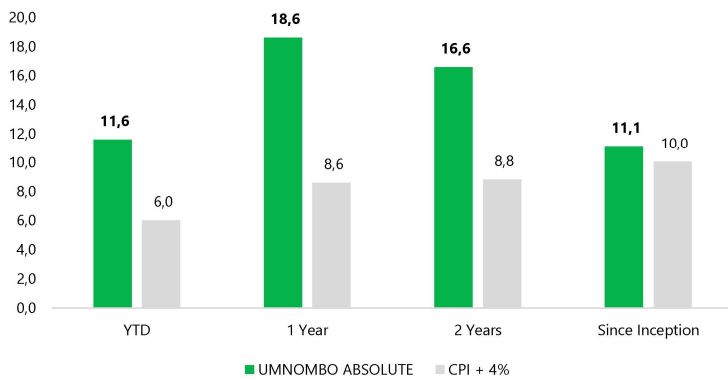
Portfolio inception date	2021/03/01
Benchmark	CPI + 4%
Minimum investment amount	Platform dependant
Liquidity	Daily
Platform Availability	Momentum, Ninety One, Glacier, Allan Gray
Regulation 28 Compliant	Yes
Annual Management Fee (Incl. VAT)	0,35%



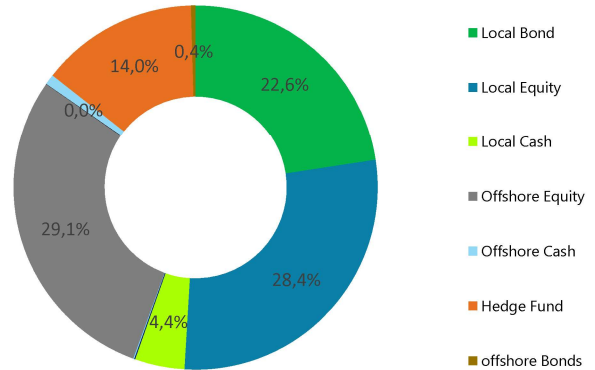
INVESTMENT HORIZON



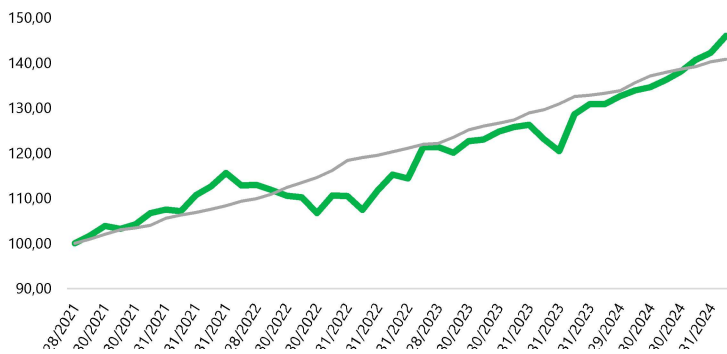
PERFORMANCE



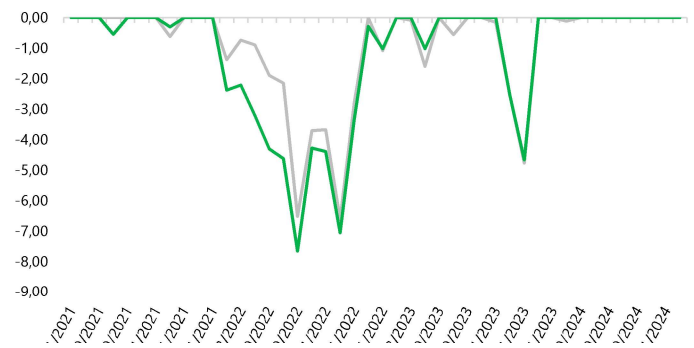
ASSET ALLOCATION



CUMMULATIVE RETURN



DOWNSIDE PROJECTIONS



2/2 4/3 6/3 8/3 10/3 12/3 2/4 4/5 6/5 8/5 10/5 12/5 2/6 4/6 6/6 8/6 10/6 12/6 2/7 4/7 6/7 8/7 10/7 12/7

3/1 4/30 6/30 8/31 10/31 12/31 2/28 4/30 6/30 8/31 10/31 12/31 2/28 4/30 6/30 8/31 10/31 12/31 2/29 4/30 6/30 8/31

UMNOMBO ABSOLUTE CPI + 4%

(ASISA) South African MA High Equity UMNOMBO ABSOLUTE

RISK STATISTICS

Standard Deviation	8,64
Sharpe Ratio	0,46
Information Ratio	1,22
Tracking Error	2,55
Maximum Drawdowns	-10,02

PORTFOLIO HOLDINGS

All Weather BCI Equity Fund	20,0%
Aluwani BCI Flexible Income	16,0%
AIP RCIS Multi-Strategy Retail Hedge Fund	14,0%
Ninety One Global Franchise	13,0%
Camissa Equity Alpha	10,0%
Satrix Bond Index	10,0%
Satrix MSCI World Index	10,0%
Coronation Global Optimum Gr	7,0%

RISK DISCLOSURE

This portfolio has a balanced exposure to various asset classes. It has more equity exposure than a low risk portfolio but less than a high-risk portfolio. In turn the expected volatility is higher than a low risk portfolio, but less than a high-risk portfolio. The probability of losses is higher than that of a low risk portfolio, but less than a high-risk portfolio and moderate long term investment returns are expected.

ADDITIONAL INFORMATION

Actual annual performance figures are available to existing investors on request. Upon request to AIP Capital Management, they will provide the investor with portfolio quarterly investment holdings reports

ADVICE AND PLATFORM COSTS

AIP Capital Management does not provide financial advice. If you appoint an adviser, advice fees are contracted directly between you and the adviser. For more information please contact the relevant platform (Linked Investment Service Provider, Life Assurance Provider). The maximum advisory fee that an advisor may charge is 3.45%

INVESTMENT MANAGERS

AIP Capital Management (Pty) Ltd
 Registration Number: 2017/334425/07
 Unit 310, The Cliffs Office Block 2, Niagara Way, Tyger Falls, 7530
 Email: info@aip.co.za
 Web: aip.co.za
 Tel: 021 300 7023

MONTHLY COMMENTARY

Macro Overview

Global markets in September were shaped by a combination of easing inflation, monetary policy shifts, and targeted fiscal measures, particularly from the U.S. and China. The U.S. Federal Reserve initiated its rate-cutting cycle with a larger-than-expected 50bps reduction, signaling growing concerns in the labor market, despite moderating inflation. This move, alongside Chinese fiscal and monetary stimulus aimed at bolstering growth, helped improve sentiment across global financial markets. Locally, the South African Reserve Bank (SARB) took a measured approach, cutting the repo rate by 25bps while signalling a cautious stance on further monetary easing, noting inflation risks remain.

Local Market

South African assets continued to shine in September, bolstered by both domestic and international tailwinds. The JSE All Share Index (ALSI) rose 4% in ZAR terms, outperforming global peers. Gains were broad-based, with Industrials up 5.2%, Resources gaining 3.9%, and Financials rising 2.5%. Small and mid-cap stocks were the standout performers, supported by local economic optimism, while large-cap miners and tech stocks benefited from China's fiscal interventions.

SA bonds delivered a strong 3.8% total return, reflecting the impact of lower inflation and the SARB's recent rate cut. The yield spread between SA 10-year bonds and U.S. Treasuries narrowed to 6.1%, its lowest level since the pandemic, as local bonds attracted foreign interest. The rand also rallied by 3.5% against the U.S. dollar, boosted by global liquidity and improving local fundamentals.

Valuations in the local equity market are nearing historical norms, with the ALSI now trading at only a 5% discount to its 10-year average on 12-month forward P/E ratios. While valuations are tightening, we expect continued support from lower inflation, further rate cuts, and ongoing reforms in key sectors like tourism, which should boost GDP and the current account.

The portfolio returned 2,7% for the month , and is up 11,6% for the year to date.

DISCLAIMER

Collective Investment Schemes in securities and Collective Investment Schemes in retail hedge funds are generally medium to long term investments. The value of participatory interests may go up or down and past performance is not necessarily an indication of future performance. The Portfolio Manager does not guarantee the capital or the return of a portfolio. Collective Investments are traded at ruling prices and can engage in borrowing and scrip lending. A schedule of fees, charges and maximum commissions is available on request. AIP Capital Management reserves the right to close the portfolio to new investors and reopen certain portfolios from time to time in order to manage them more efficiently. Additional information, including application forms, annual or quarterly reports can be obtained from AIP Capital Management, free of charge. Performance figures quoted for the portfolio are from Morningstar, as at the date of this fact sheet for a lump sum investment, using NAV-NAV and do not take any upfront manager's charge into account. Income distributions are declared on the ex-dividend date. Actual investment performance will differ based on the initial fees charge applicable, the actual investment date, the date of reinvestment and dividend withholding tax. Investments in foreign securities may include additional risks such as potential constraints on liquidity and repatriation of funds, macroeconomic risk, political risk, foreign exchange risk, tax risk, settlement risk as well as potential limitations on the availability of market information. Certain investments - including those involving futures, options, equity swaps, and other derivatives may give rise to substantial risk and might not be suitable for all investors. Although reasonable steps have been taken to ensure the validity and accuracy of the information in this document, AIP Capital Management does not accept any responsibility for any claim, damages, loss or expense, however it arises, out of or in connection with the information in this document, whether by a client, investor or intermediary. This document should not be seen as an offer to purchase any specific product and is not to be construed as advice or guidance in any form whatsoever. Investors are encouraged to obtain independent professional investment and taxation advice before investing in any products

Hedge Fund Risk Warning

The risks associated with investing in the portfolio include, but are not limited to the following: general market risks (such as general movements in interest rates; external factors [war, natural disasters and such like]); changes to the law and regulatory frameworks; governmental policy changes; global, regional or national economic developments and risks related to a specific security (such as the possibility of a company's credit rating being

downgraded). The hedge fund managers may use leverage. Leverage is the use of various financial instruments or borrowed capital, such as margin, to increase the potential return of an investment. Leverage includes the use of derivatives. Derivatives derive their value from the value of an underlying asset. The use of leverage within the fund involves risk because depending on how the leverage is structured, the fund's losses or gains may be unlimited. Other risks include counterparty risk and liquidity risk. The fund may take significant exposures in

The information contained in this report is provided in good faith and has been derived from sources believed to be reliable and accurate. However, no representation or warranty, express or implied, is made in relation to the accuracy or completeness of this information.