

### INVESTMENT OBJECTIVE

The Umnombo Stable strategy offers investors a stable long-term total return through a conservative to moderate risk profile. The total equities allocation will be managed between 0-40% of the total portfolio, while also making use of up to 2,5% hedge funds.

### PORTFOLIO INFORMATION

Portfolio inception date	2021/03/01
Benchmark	Asisa SA Multi-Asset Low Equity
Minimum investment amount	R500
Liquidity	Daily
Platform Availability	Momentum, Ninety One, Glacier, Allan Gray
Regulation 28 Compliant	Yes
Annual Management Fee (Incl. VAT)	0,35%

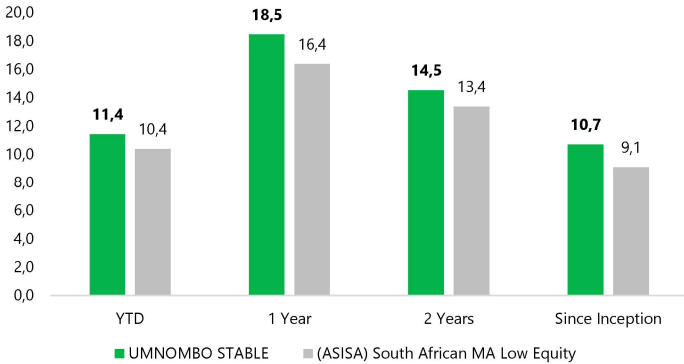
### RISK PROFILE



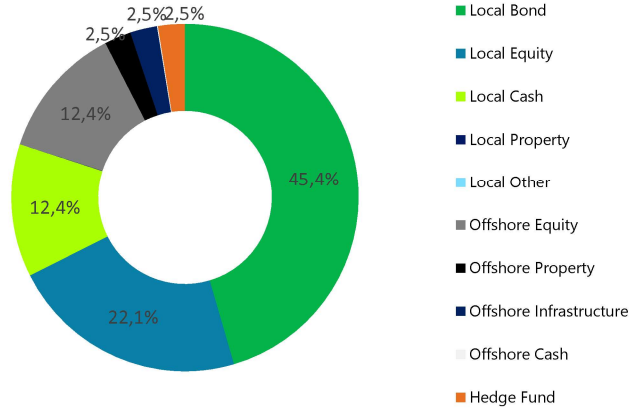
### INVESTMENT HORIZON



### ANNUALISED RETURNS

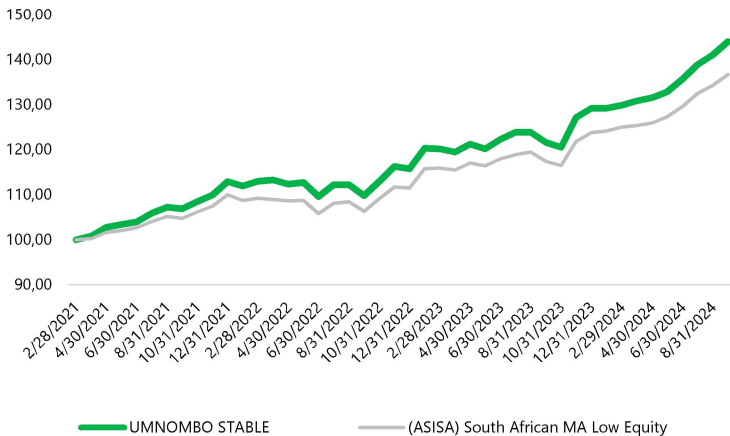


### ASSET ALLOCATION

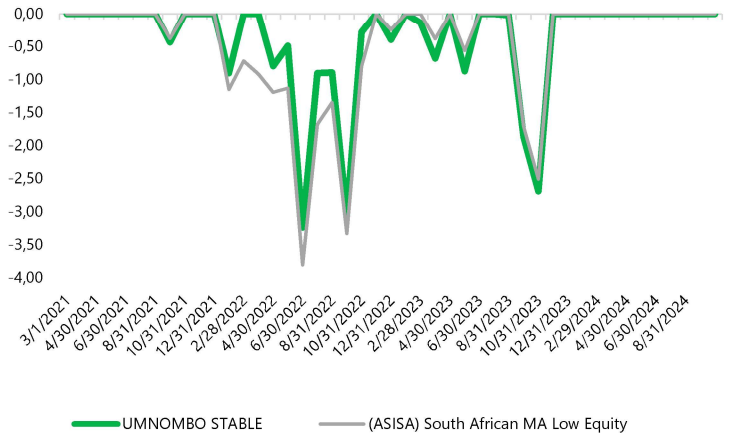


\*Past performance simulated using current manager weighting and historic returns..

### INVESTMENT GROWTH OF R100



### DOWNSIDE PROJECTIONS



**RISK STATISTICS**

Standard Deviation	5,52
Sharpe Ratio	0,74
Information Ratio	1,35
Tracking Error	1,10
Maximum Drawdown	-3,24

**PORTFOLIO HOLDINGS**

Satrix Low Equity Balanced	50,0%
Aluwani BCI Flexible Income	27,5%
All Weather BCI Equity Fund	15,0%
Ninety One Global Franchise	5,0%
AIP RCIS Multi-Strategy Retail Hedge Fund	2,5%

**RISK DISCLOSURE**

This portfolio has a balanced exposure to various asset classes. The portfolio will be managed in line with the ASISA SA Multi-Asset Low Equity category.

**ADDITIONAL INFORMATION**

Actual annual performance figures are available to existing investors on request. Upon request to AIP Capital Management, they will provide the investor with portfolio quarterly investment holdings reports.

**ADVICE AND PLATFORM COSTS**

AIP Capital Management does not provide financial advice. If you appoint a financial adviser, advice fees are contracted directly between you and the adviser. For more information please contact the relevant platform (Linked Investment Service Provider, Life Assurance Provider) or your financial adviser directly. The maximum advisory fee that an advisor may charge is 3.45%.

**INVESTMENT MANAGERS**

AIP Capital Management (Pty) Ltd  
 Registration Number: 2017/334425/07  
 Unit 310, The Cliffs Office Block 2, Niagara Way, Tyger Falls, 7530  
 Email: info@aip.co.za  
 Web: aip.co.za  
 Tel: 021 879 0702

**MONTHLY COMMENTARY**
**Macro Overview**

Global markets in September were shaped by a combination of easing inflation, monetary policy shifts, and targeted fiscal measures, particularly from the U.S. and China. The U.S. Federal Reserve initiated its rate-cutting cycle with a larger-than-expected 50bps reduction, signaling growing concerns in the labor market, despite moderating inflation. This move, alongside Chinese fiscal and monetary stimulus aimed at bolstering growth, helped improve sentiment across global financial markets. Locally, the South African Reserve Bank (SARB) took a measured approach, cutting the repo rate by 25bps while signalling a cautious stance on further monetary easing, noting inflation risks remain.

**Local Market**

South African assets continued to shine in September, bolstered by both domestic and international tailwinds. The JSE All Share Index (ALSI) rose 4% in ZAR terms, outperforming global peers. Gains were broad-based, with Industrials up 5.2%, Resources gaining 3.9%, and Financials rising 2.5%. Small and mid-cap stocks were the standout performers, supported by local economic optimism, while large-cap miners and tech stocks benefited from China's fiscal interventions.

SA bonds delivered a strong 3.8% total return, reflecting the impact of lower inflation and the SARB's recent rate cut. The yield spread between SA 10-year bonds and U.S. Treasuries narrowed to 6.1%, its lowest level since the pandemic, as local bonds attracted foreign interest. The rand also rallied by 3,5% against the U.S. dollar, boosted by global liquidity and improving local fundamentals.

Valuations in the local equity market are nearing historical norms, with the ALSI now trading at only a 5% discount to its 10-year average on 12-month forward P/E ratios. While valuations are tightening, we expect continued support from lower inflation, further rate cuts, and ongoing reforms in key sectors like tourism, which should boost GDP and the current account.

The portfolio returned 2,2% for the month, and is up 11,4% for the year to date.

**DISCLAIMER**

Collective Investment Schemes in securities and Collective Investment Schemes in retail hedge funds are generally medium to long term investments. The value of participatory interests may go up or down and past performance is not necessarily an indication of future performance. The Portfolio Manager does not guarantee the capital or the return of a portfolio. Collective Investments are traded at ruling prices and can engage in borrowing and scrip lending. A schedule of fees, charges and maximum commissions is available on request. AIP Capital Management reserves the right to close the portfolio to new investors and reopen certain portfolios from time to time in order to manage them more efficiently. Additional information, including application forms, annual or quarterly reports can be obtained from AIP Capital Management, free of charge. Performance figures quoted for the portfolio are from Morningstar, as at the date of this fact sheet for a lump sum investment, using NAV-NAV and do not take any upfront manager's charge into account. Income distributions are declared on the ex-dividend date. Actual investment performance will differ based on the initial fees charge applicable, the actual investment date, the date of reinvestment and dividend withholding tax. Investments in foreign securities may include additional risks such as potential constraints on liquidity and repatriation of funds, macroeconomic risk, political risk, foreign exchange risk, tax risk, settlement risk as well as potential limitations on the availability of market information. Certain investments - including those involving futures, options, equity swaps, and other derivatives may give rise to substantial risk and might not be suitable for all investors. Although reasonable steps have been taken to ensure the validity and accuracy of the information in this document, AIP Capital Management does not accept any responsibility for any claim, damages, loss or expense, however it arises, out of or in connection with the information in this document, whether by a client, investor or intermediary. This document should not be seen as an offer to purchase any specific product and is not to be construed as advice or guidance in any form whatsoever. Investors are encouraged to obtain independent professional investment and taxation advice before investing in any products

Hedge Fund Risk Warning: The risks associated with investing in the portfolio include, but are not limited to the following: general market risks (such as general movements in interest rates; external factors [war, natural disasters and such like]); changes to the law and regulatory frameworks; governmental policy changes; global, regional or national economic developments and risks related to a specific security (such as the possibility of a company's credit rating being downgraded). The hedge fund managers may use leverage. Leverage is the use of various financial instruments or borrowed capital, such as margin, to increase the potential return of an investment. Leverage includes the use of derivatives. Derivatives derive their value from the value of an underlying asset. The use of leverage within the fund involves risk because depending on how the leverage is structured, the fund's losses or gains may be unlimited. Other risks include counterparty risk and liquidity risk. The fund may take significant exposures in individual positions which may create concentration risk. Counterparty risk is the risk that the other party to a transaction may not be able to perform its obligations. Liquidity risk means that during volatile periods, the tradability of certain instruments may be impeded. Where foreign securities are included in the fund there may be potential constraints on liquidity and the repatriation of currency, macroeconomic risks, political risks, foreign exchange risks, tax risks, settlement risks and potential limitations on the availability of market information.

The information contained in this report is provided in good faith and has been derived from sources believed to be reliable and accurate. However, no representation or warranty, express or implied, is made in relation to the accuracy or completeness of this information.